

FATHERS AND MENS RIGHTS

MUSINGS AND SOMETIMES RANTS ABOUT THE NON-EQUAL STATUS OF FATHERS IN FAMILY LAW AND PARENTING. ADDITIONALLY PERIODIC COMPARISONS TO THE TREATMENT OF MEN COMPARED TO WOMEN IN OTHER AREAS INCLUDING HEALTH CARE.

WEDNESDAY, JUNE 24, 2009

Women's Studies 101 ~ AKA I am a Victim Feminist Oppressed by the Patriarchy ~ HELP



Subscribe

Unsubscribe



InternetStudiesGuy

June 19, 2009

A short video in which I try to make a point on how feminism has it fundamentally wrong. None of that "There's different types of feminism" bovine feces. Feminism, despite having been a valid posit...

A short video in which I try to make a point on how feminism has it fundamentally wrong. None of that "There's different types of feminism" bovine feces. Feminism, despite having been a valid position as little as 50 years ago, is now doomed to be stupid and evil because of the circumstances in the modern western world. If it isn't stupid and evil, it's not feminism.

Also, check this out: It's the first part of Warren Farrel's presentation at the CATO Institute "Why Men Earn More"

http://www.youtube.com/watch?v=Cb_6v-...

TL;DR: Basically the pay gap (the 70-80% on the dollar that are frequently mentioned) aren't due to discrimination but due to women working part time in "self-fulfillment" types of jobs.

And yes, I love Zero Punctuation.

Category: [Education](#)

Internet Studies - Feminism 101



Advancing

FATHERHOOD - THE BEST
JOB ON THE PLANET



The Canadian Father
Involvement Initiative


SEARCH THIS BLOG

powered by

FOLLOWERS

with Google Friend Connect

Followers (2)



Already a member? [Sign in](#)

MY BLOG LIST

S Spectator Live
The Washington Delusion
29 minutes ago

**e Parental Alienation
(Canada)**
New Fathers 4 Justice
activist Richard West in
Court Thursday 25th
June, Woking Magistrates
Court. Surrey.
2 hours ago

**GlennSacks.com »
Blog Archive » Video
of Yesterday's
Fathers 4 *...***
All the Things Dads do for
their Daughters
3 hours ago

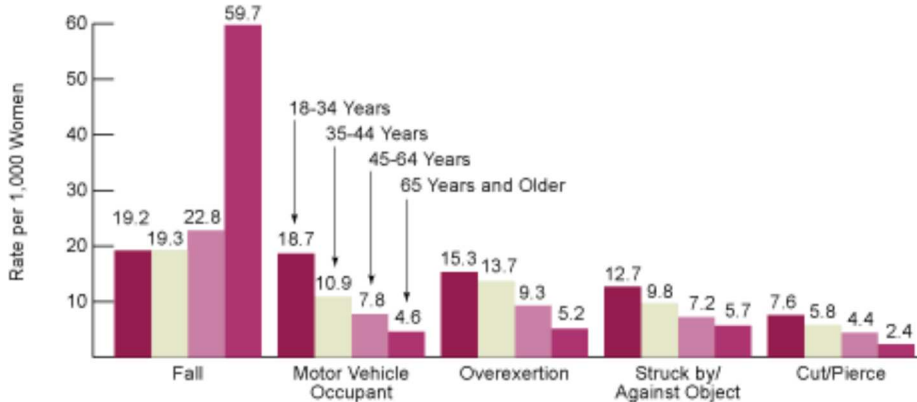
**Mensactivism.org -
Men's Rights News &
Info**

00000425

LEADING CAUSES OF INJURY TO WOMEN 2006

Leading Causes of Injury* Among Women Aged 18 and Older, by Age, 2006

Source: Centers for Disease Control and Prevention, National Center for Injury Prevention and Control



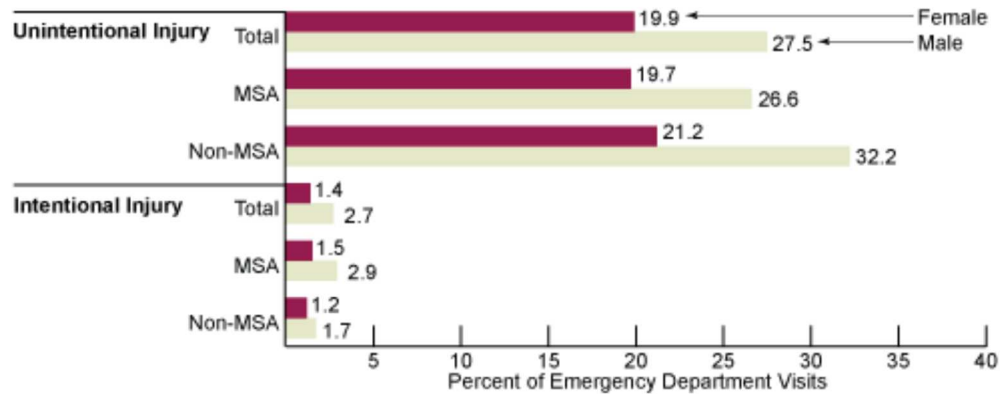
*All of the leading causes of injury in 2006 were unintentional.

IN 2006, UNINTENTIONAL FALLS WERE THE LEADING CAUSE OF NONFATAL INJURY AMONG WOMEN OF EVERY AGE GROUP, AND RATES GENERALLY INCREASED WITH AGE. WOMEN AGED 65 YEARS AND OLDER HAD THE HIGHEST RATE OF INJURY DUE TO UNINTENTIONAL FALLS (59.7 PER 1,000 WOMEN), WHILE SLIGHTLY MORE THAN 19 PER 1,000 WOMEN AGED 18-34 AND 35-44 YEARS EXPERIENCED FALL-RELATED INJURIES. UNINTENTIONAL INJURIES SUSTAINED AS MOTOR VEHICLE OCCUPANTS WERE THE SECOND LEADING CAUSE OF INJURY AMONG 18- TO 34-YEAR-OLDS (18.7 PER 1,000), WHILE UNINTENTIONAL OVEREXERTION WAS THE SECOND LEADING CAUSE OF INJURY AMONG WOMEN AGED 35-44 AND 45-64 YEARS (13.7 AND 9.3 PER 1,000, RESPECTIVELY). AMONG WOMEN AGED 65 YEARS AND OLDER, BEING UNINTENTIONALLY STRUCK BY OR AGAINST AN OBJECT WAS THE SECOND LEADING CAUSE OF INJURY (5.7 PER 1,000).

INJURY RELATED EMERGENCY DEPARTMENT VISITS

Injury-Related Emergency Department Visits Among Adults Aged 18 and Older, by Area of Residence* and Sex, 2005

Source: Centers for Disease Control and Prevention, National Center for Health Statistics, National Hospital Ambulatory Medical Care Survey



*Metropolitan Statistical Areas (MSA) include at least: one city with 50,000 or more inhabitants, or an urbanized area of at least 50,000 inhabitants and a total metropolitan population of at least 100,000 (75,000 in New England).

UNINTENTIONAL AND INTENTIONAL INJURIES EACH REPRESENTED A HIGHER PROPORTION OF EMERGENCY DEPARTMENT (ED) VISITS FOR MEN THAN WOMEN IN 2005. AMONG WOMEN AND MEN AGED 18 YEARS AND OLDER, UNINTENTIONAL INJURIES ACCOUNTED FOR 19.9 AND 27.5 PERCENT OF ED VISITS, RESPECTIVELY, WHILE INTENTIONAL INJURIES, OR ASSAULT, REPRESENTED 1.4 AND 2.7 PERCENT OF VISITS, RESPECTIVELY. AMONG BOTH WOMEN AND MEN, UNINTENTIONAL INJURY ACCOUNTED FOR A HIGHER PERCENTAGE OF ED VISITS AMONG THOSE LIVING IN NON-METROPOLITAN AREAS, WHILE ADULTS LIVING IN METROPOLITAN AREAS HAD A SLIGHTLY HIGHER PERCENTAGE OF ED VISITS DUE TO INTENTIONAL INJURY.