



What do Americans Think About Political Correctness? The Answer Will Shock You

Emily Ekins

October 31, 2017

The Cato 2017 Free Speech and Tolerance Survey, a new national poll of 2,300 U.S. adults, finds that 71 percent Americans believe that political correctness has silenced important discussions our society needs to have.

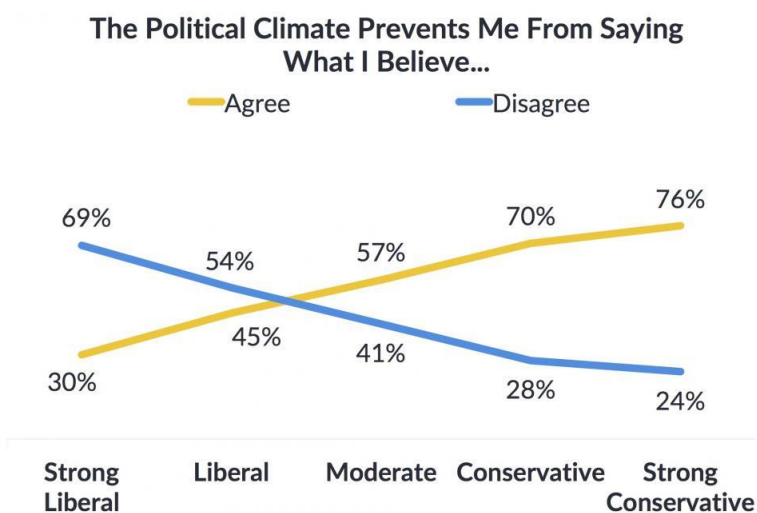
The consequences are personal—58 percent of Americans believe the political climate prevents them from sharing their own political beliefs.

Democrats are unique, however, in that a slim majority (53 percent) do not feel the need to self-censor. Conversely, strong majorities of Republicans (73 percent) and independents (58 percent) say they keep some political beliefs to themselves.

Full survey results and report found here.

Liberals Most Likely To Feel Comfortable Sharing Political Beliefs; Conservatives Most Likely to Self-Censor

Agree/Disagree: The political climate these days prevents me from saying things I believe because others might find them offensive.



CATO INSTITUTE 2017 FREE SPEECH AND TOLERANCE SURVEY

CATO 2017 FREE SPEECH AND

TOLERANCE SURVEY

It follows that a solid majority (59 percent) of Americans think people should be allowed to express unpopular opinions in public, even those deeply offensive to others.

On the other hand, 40 percent think government should prevent hate speech.

Despite this, the survey also found Americans willing to censor, regulate, or punish a wide variety of speech and expression they personally find offensive:

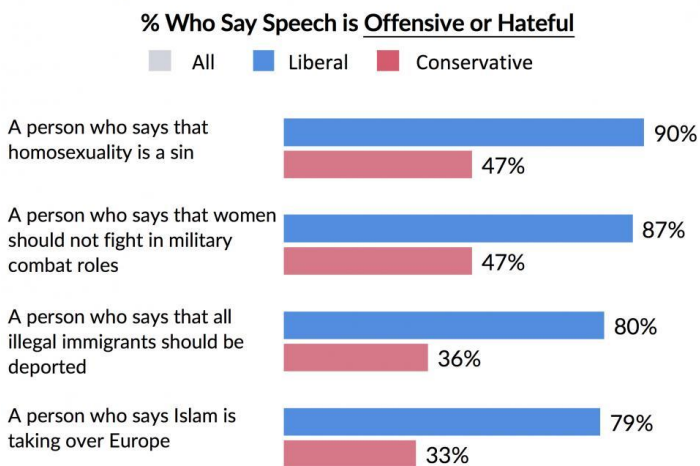
- 51 percent of staunch liberals say it's "morally acceptable" to punch Nazis.
- 53 percent of Republicans favor stripping U.S. citizenship from people who burn the American flag.
- 51 percent of Democrats support a law that requires Americans use transgender people's preferred gender pronouns.
- 65 percent of Republicans say NFL players should be fired if they refuse to stand for the anthem.
- 58 percent of Democrats say employers should punish employees for offensive Facebook posts.
- 47 percent of Republicans favor bans on building new mosques.

Americans also can't agree what speech is hateful, offensive, or simply a political opinion:

- 59 percent of liberals say it's hate speech to say transgender people have a mental disorder; only 17 percent of conservatives agree.
- 39 percent of conservatives believe it's hate speech to say the police are racist; only 17 percent of liberals agree.
- 80 percent of liberals say it's hateful or offensive to say illegal immigrants should be deported; only 36 percent of conservatives agree.
- 87 percent of liberals say it's hateful or offensive to say women shouldn't fight in military combat roles, while 47 percent of conservatives agree.
- 90 percent of liberals say it's hateful or offensive to say homosexuality is a sin, while 47 percent of conservatives agree.

Liberals More Likely Than Conservatives to Say Speech Is Offensive

Would you label the following as hate speech, offensive but not hateful, or not hateful or offensive?



CATO INSTITUTE 2017 FREE SPEECH AND TOLERANCE SURVEY

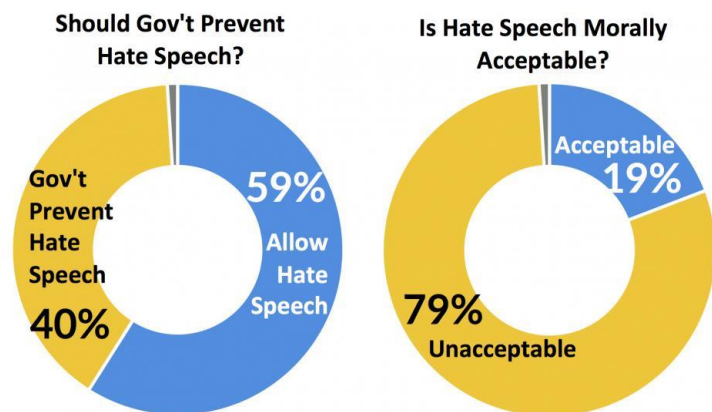
CATO 2017 FREE SPEECH AND

TOLERANCE SURVEY

Americans Oppose Hate Speech Bans, But Say Hate Speech is Morally Unacceptable

Although Americans oppose (59 percent) outright bans on public hate speech, that doesn't mean they think hate speech is acceptable. An overwhelming majority (79 percent) say it's "morally unacceptable" to say offensive things about racial or religious groups.

Americans Oppose Hate Speech Laws, But Say Hate Speech is Morally Unacceptable



CATO INSTITUTE 2017 FREE SPEECH & TOLERANCE SURVEY

CATO 2017 FREE SPEECH AND

TOLERANCE SURVEY

Black, Hispanic, and White Americans Disagree about How Free Speech Operates

African Americans and Hispanics are more likely than white Americans to believe:

- Free speech does more to protect majority opinions, not minority viewpoints (59 percent, 49 percent, 34 percent).
- Supporting someone’s right to say racist things is as bad as holding racist views yourself (65 percent, 61 percent, 34 percent).
- People who don’t respect others don’t deserve the right of free speech (59 percent, 62 percent, 36 percent).
- Hate speech is an act of violence (75 percent, 72 percent, 46 percent).
- Our society can prohibit hate speech and still protect free speech (69 percent, 71 percent, 49 percent).
- People usually have bad intentions when they express offensive opinions (70 percent, 75 percent, 52 percent).

However, black, Hispanic, and white Americans agree that free speech ensures the truth will ultimately prevail (68 percent, 70 percent, 66 percent). Majorities also agree that it would be difficult to ban hate speech since people can’t agree what hate speech is (59 percent, 77 percent, 87 percent).

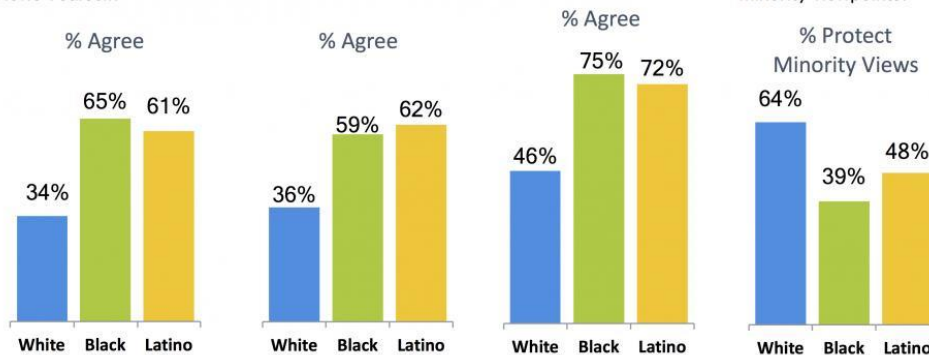
How Does Free Speech Operate?

"Supporting Someone's Right to Say Racist Things Is as Bad as Holding Racist Views Yourself."

"People Who Don't Respect Others Don't Deserve the Right of Free Speech."

"Hate Speech Is an Act of Violence."

Does free speech do more to protect opinions of the majority or more to protect minority viewpoints?



CATO INSTITUTE 2017 FREE SPEECH AND TOLERANCE SURVEY

CATO 2017

FREE SPEECH AND TOLERANCE SURVEY

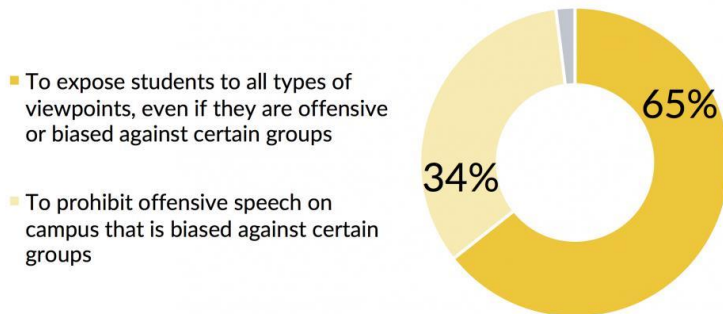
Two-Thirds Say Colleges Aren’t Doing Enough to Teach the Value of Free Speech

Two-thirds of Americans (66 percent) say colleges and universities aren’t doing enough to teach young Americans today about the value of free speech.

When asked which is more important, 65 percent say colleges should expose students to “all types of viewpoints even if they are offensive or biased against certain groups.” About a third (34 percent) say colleges should “prohibit offensive speech that is biased against certain groups.”

Most Say It's More Important for Colleges to Expose Students to Viewpoint Diversity, Even if Offensive

If you had to choose, is it more important for colleges...



CATO INSTITUTE 2017 FREE SPEECH & TOLERANCE SURVEY

Note: Don't Know/Refused: 1%

CATO 2017 FREE SPEECH AND

TOLERANCE SURVEY

But Americans are conflicted. Despite their desire for viewpoint diversity, a slim majority (53 percent) also agree that “colleges have an obligation to protect students from offensive speech and ideas that could create a difficult learning environment.” This share rises to 66 percent among Democrats; 57 percent of Republicans disagree.

76 percent Say Students Shutting Down Offensive Speakers Reveals “Broader Pattern” of How Students Cope

More than three-fourths (76 percent) of Americans say that recent campus protests and cancellations of controversial speakers are part of a “broader pattern” of how college students deal with offensive ideas. About a quarter (22 percent) think these protests and shutdowns are simply isolated incidents.

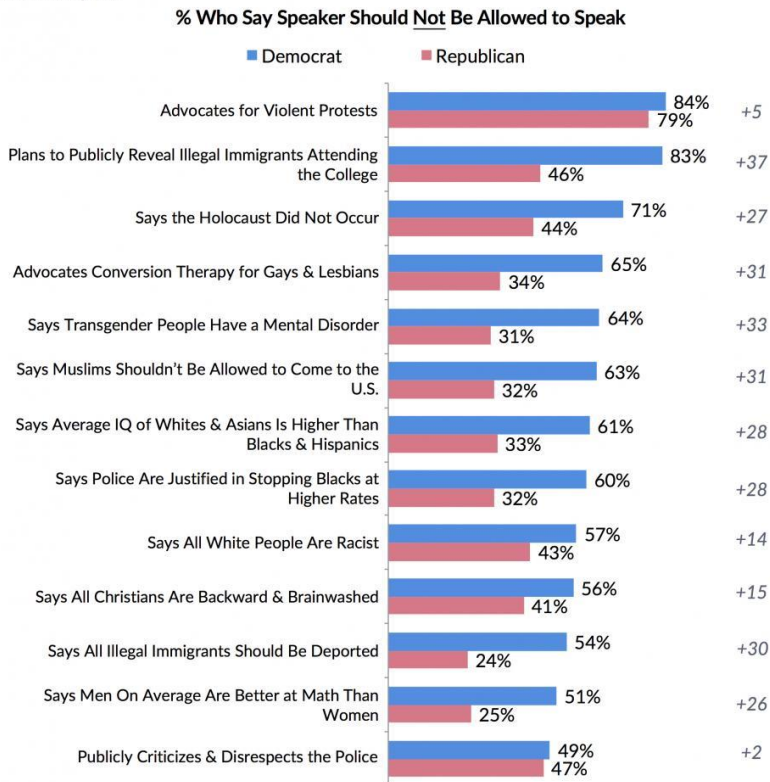
However, when asked about specific speakers, about half of Americans with college experience think a wide variety should not be allowed to speak at their college:

- A speaker who says that all white people are racist (51 percent)
- A speaker who says Muslims shouldn't be allowed to come to the U.S. (50 percent)
- A speaker who says that transgender people have a mental disorder (50 percent)
- A speaker who publicly criticizes and disrespects the police (49 percent)
- A speaker who says all Christians are backwards and brainwashed (49 percent)
- A speaker who says the average IQ of whites and Asians is higher than African Americans and Hispanics (48 percent)
- A speaker who says the police are justified in stopping African Americans at higher rates than other groups (48 percent)
- A speaker who says all illegal immigrants should be deported (41 percent)
- A speaker who says men on average are better at math than women (40 percent)

Nevertheless, few endorse shutting down speakers by shouting loudly (4 percent) or forcing the speaker off the stage (3 percent). Current college and graduate students aren't much different; only about 7 percent support forcibly shutting down offensive speakers.

Democrats More Likely to Say These Speakers Shouldn't Be Allowed to Speak at Their College or University

Suppose each of the following people were invited to give a speech at your college or university, should they be allowed to speak?



CATO INSTITUTE 2017 FREE SPEECH AND TOLERANCE SURVEY

CATO 2017 FREE SPEECH

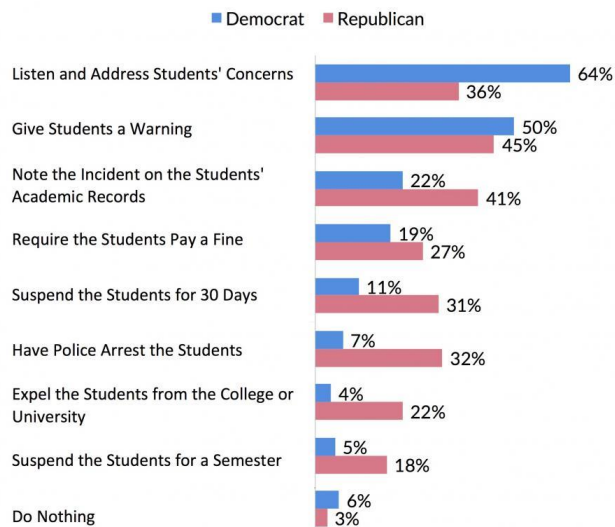
AND TOLERANCE SURVEY

65 percent Say Colleges Should Discipline Students Who Shut Down Invited Campus Speakers

Two-thirds (65 percent) say colleges need to discipline students who disrupt invited speakers and prevent them from speaking. However, the public is divided about how: 46 percent want to give students a warning, 31 percent want the incident noted on the student's academic record, 22 percent want them to pay a fine, 20 percent want to suspend them, 19 percent favor arresting the students, 13 percent want to fully expel the students. Three-fourths (75 percent) of Republicans support some form of punishment for these students, compared to 42 percent of Democrats.

How Should Colleges Handle Students Who Shut Down Campus Speakers?

How should colleges handle students who disrupt invited speakers and prevent them from speaking? (Select all that should apply)



CATO INSTITUTE 2017 FREE SPEECH AND TOLERANCE SURVEY

CATO 2017 FREE SPEECH AND

TOLERANCE SURVEY

People of Color Don't Find Most Microaggressions Offensive

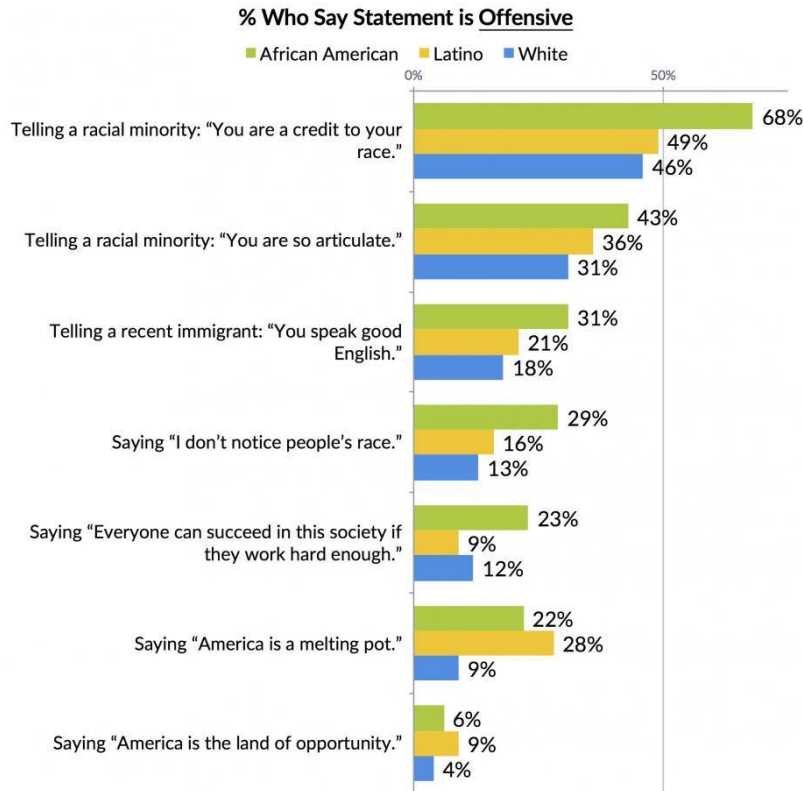
The survey finds that many microaggressions colleges and universities advise faculty and students to avoid aren't considered offensive by most people of color. The percentage of African Americans and Latinos who say these microaggressions are not offensive are as follows:

- Telling a recent immigrant: "You speak good English" Black: 67 percent Latino: 77 percent
- Telling a racial minority: "You are so articulate" Black: 56 percent Latino: 63 percent
- Saying "I don't notice people's race" Black: 71 percent Latino: 80 percent
- Saying "America is a melting pot" Black: 77 percent Latino: 70 percent
- Saying "Everyone can succeed in this society if they work hard enough." Black: 77 percent Latino: 89 percent
- Saying "America is the land of opportunity" Black: 93 percent Latino: 89 percent

The one microaggression that African Americans (68 percent) agree is offensive is telling a racial minority "you are a credit to your race."

Are Microaggressions Offensive?

For each of the following statements, please indicate whether you find it offensive or inoffensive:



CATO INSTITUTE 2017 FREE SPEECH AND TOLERANCE SURVEY

CATO 2017 FREE SPEECH

AND TOLERANCE SURVEY

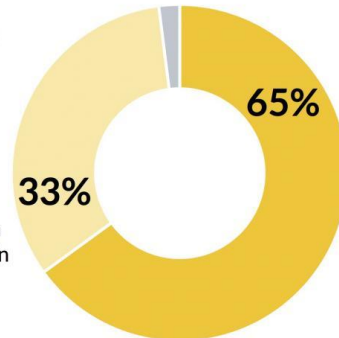
Americans Don't Think Colleges Need to Advise Students on Halloween Costumes

Nearly two-thirds (65 percent) say colleges shouldn't advise students about offensive Halloween costumes and should instead let students work it out on their own. A third (33 percent) think it is the responsibility of the university to remind students not to wear costumes that stereotype racial or ethnic groups at off-campus parties.

Most Say College Students Should Discuss Offensive Halloween Costumes without College Administrator Involvement

Which of these two statements comes closer to your own opinion:

- College students should discuss offensive costumes among themselves without administrators getting involved
- College administrators have a responsibility to advise college students not to wear Halloween costumes that stereotype certain racial or ethnic groups at off-campus parties



CATO INSTITUTE 2017 FREE SPEECH AND TOLERANCE SURVEY

Note: Don't Know/Refused: 2%

CATO 2017 FREE SPEECH AND

TOLERANCE SURVEY

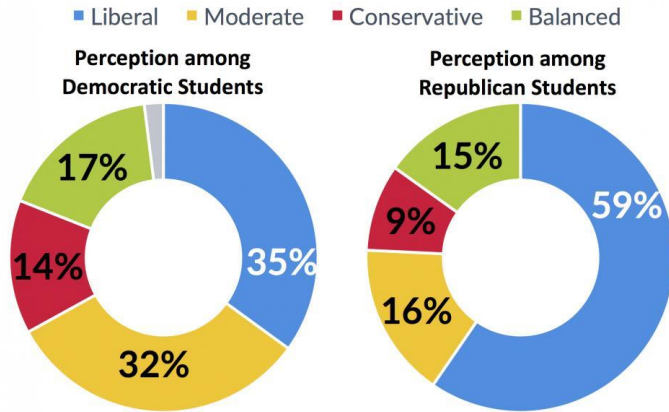
20 percent of Current Students Say College Faculty Has Balanced Mix of Political Views

Only 20 percent of current college and graduate students believe their college or university faculty has a balanced mix of political views. A plurality (39 percent) say most college and university professors are liberal, 27 percent believe most are politically moderate, and 12 percent believe most are conservative.

Democratic and Republican students see their college campuses differently. A majority (59 percent) of Republican college students believe that most faculty members are liberal. In contrast, only 35 percent of Democratic college students agree most professors are liberal.

What Are the Most Common Political Views of Professors on Your College Campus?

[AMONG CURRENT STUDENTS] Thinking about the professors at your college or university, what would you say are the most common political views?



CATO INSTITUTE 2017 FREE SPEECH AND TOLERANCE SURVEY
Note: Don't Know/Refused among Democrats: 2%

CATO 2017 FREE SPEECH AND

TOLERANCE SURVEY

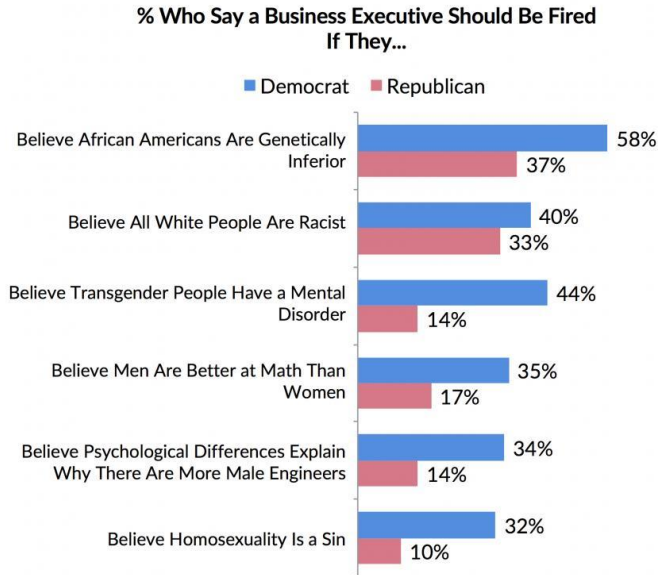
What Beliefs Should Get People Fired?

Americans tend to oppose firing people for their beliefs. Nevertheless, Democrats are more likely than Republicans to say a business executive should be fired if she or he believes transgender people have a mental disorder (44 percent vs 14 percent), that homosexuality is a sin (32 percent vs 10 percent), and that psychological differences help explain why there are more male than female engineers (34 percent vs. 14 percent).

Conversely, Republicans are more likely than Democrats to say a business executive should be fired if they burned the American flag at a weekend political protest (54 percent vs. 38 percent).

Should a Business Executive Be Fired If They Believe...

Do you think a business executive should be fired from their job if they believe any of the following?



CATO INSTITUTE 2017 FREE SPEECH AND TOLERANCE SURVEY

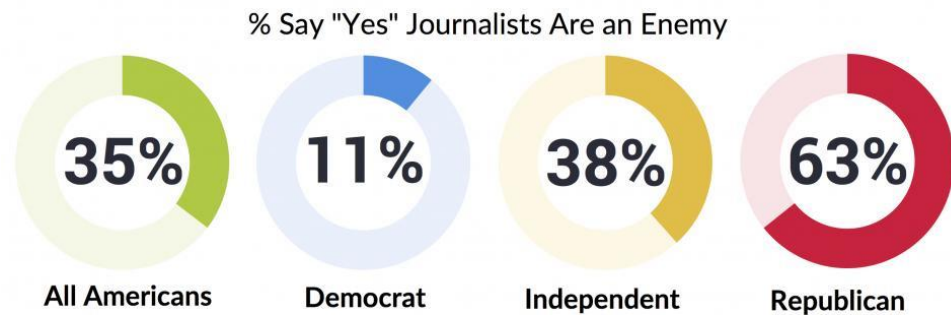
CATO 2017 FREE SPEECH AND

TOLERANCE SURVEY

Republicans Say Journalists Are an Enemy of the American People

A majority (63 percent) of Republicans agree with President Trump that journalists today are an “enemy of the American people.” Conversely, most Americans (64 percent), as well as 89 percent of Democrats and 61 percent of independents, do not view journalists as the enemy.

Are Journalists Today an Enemy of the American People?



CATO INSTITUTE 2017 FREE SPEECH AND TOLERANCE SURVEY

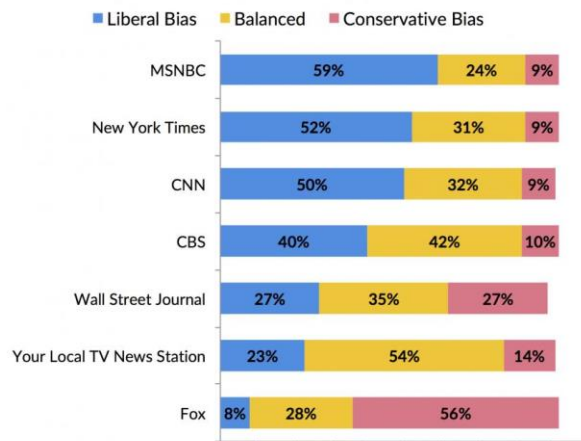
CATO 2017 FREE

SPEECH AND TOLERANCE SURVEY

These results aren’t surprising given that most Americans believe many major news outlets have a liberal bias, including *The New York Times* (52 percent), CNN (50 percent), and MSNBC (59 percent). Fox is the one news station in which a majority (56 percent) believe it has a conservative bias.

Americans More Likely to Perceive Liberal Media Bias among Most Major News Organizations

For each of the following media outlets, would you say they are balanced in their reporting, show a liberal bias or a conservative bias?



CATO INSTITUTE 2017 FREE SPEECH AND TOLERANCE SURVEY
Note: Among those who have an opinion of the news source

CATO 2017 FREE SPEECH AND

TOLERANCE SURVEY

Democrats, however, believe most major news organizations are balanced in their reporting including *The New York Times* (55 percent), CNN (55 percent), and CBS (72 percent). A plurality (44 percent) also believe the *Wall Street Journal* is balanced. The two exceptions are that a plurality (47 percent) believe MSNBC has a liberal tilt and a strong majority (71 percent) say Fox has a conservative bias.

Republicans, on the other hand, see things differently. Overwhelming majorities believe liberal bias colors reporting at *The New York Times* (80 percent), CNN (81 percent), CBS (73 percent), and MSNBC (80 percent). A plurality also feel the *Wall Street Journal* (48 percent) has a liberal bias. One exception is that a plurality (44 percent) believe Fox News has a conservative bias, while 41 percent believe it provides unbiased reporting.

Despite perceptions of bias, only 29 percent of the public want the government to prevent media outlets from publishing a story that government officials say is biased or inaccurate. Instead, a strong majority (70 percent) say government should not have the power to stop such news stories.

Americans Say Wedding Businesses Should Be Required to Serve LGBT People, Not Weddings

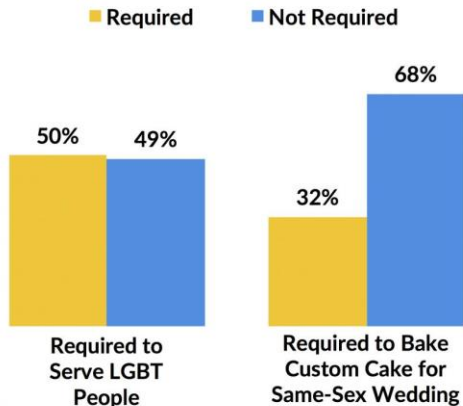
The public distinguishes between a business serving people and servicing weddings:

- A plurality (50 percent) of Americans say that businesses should be required to “provide services to gay and lesbian people,” even if doing so violates the business owners’ religious beliefs.
- But, 68 percent say a baker *should not* be required to provide a special-order wedding cake for a same-sex wedding if doing so violates their religious convictions.

Americans Say Bakers Should Not Be Required to Bake a Custom Cake for Same-Sex Wedding if it Violates Religious Convictions

[ASK FORM A] Should businesses be required to provide services to gay and lesbian people, even if doing so violates their religious convictions?

[ASK FORM B] Should a baker be required to bake a special-order wedding cake for a same-sex wedding, even if doing so violates their religious convictions?



CATO INSTITUTE 2017 FREE SPEECH AND TOLERANCE SURVEY

CATO 2017 FREE SPEECH AND TOLERANCE

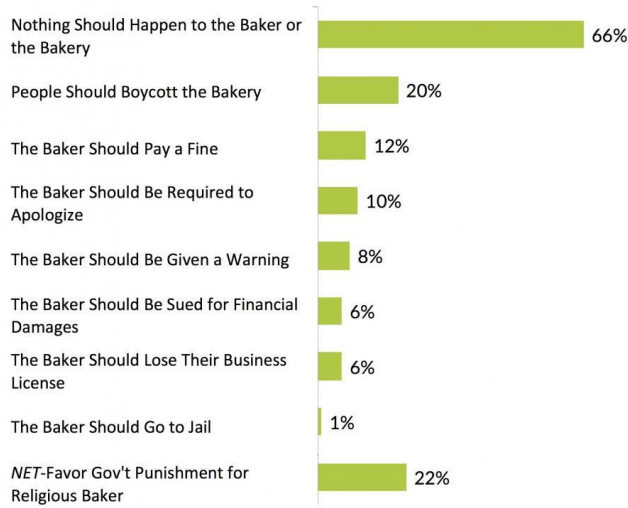
SURVEY

Few support punishing wedding businesses who refuse service to same-sex weddings. Two-thirds (66 percent) say nothing should happen to a bakery which refuses to bake a cake for a same-sex wedding.

A fifth (20 percent) would boycott the bakery, another 22 percent think government should sanction the bakery in some way, such as fining the bakery (12 percent), requiring an apology (10 percent), issuing a warning (8 percent), taking away their business license (6 percent), or sending the baker to jail (1 percent).

Most Americans Say Nothing Should Happen to Bakers Who Refuse to Bake Cakes for Same-Sex Weddings

[ASK FORM B] If a baker refuses to bake a cake for the same-sex wedding for religious reasons, what do you think should happen? (Select all that apply)



CATO INSTITUTE 2017 FREE SPEECH AND TOLERANCE SURVEY

CATO 2017 FREE SPEECH AND

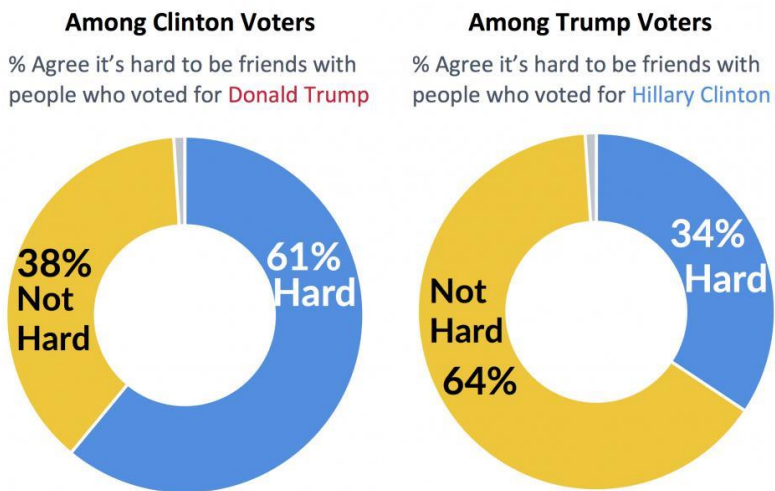
TOLERANCE SURVEY

Clinton Voters Can't Be Friends with Trump Voters

Nearly two-thirds (61 percent) of Hillary Clinton's voters agree that it's "hard" to be friends with Donald Trump's voters. However, only 34 percent of Trump's voters feel the same way about Clinton's. Instead, nearly two-thirds (64 percent) of Trump voters don't think it's hard to be friends with Clinton voters.

Clinton Voters Can't Be Friends with Trump Voters

Do you agree or disagree with the following statement: It's hard to be friends with people who voted for ...



CATO INSTITUTE 2017 FREE SPEECH AND TOLERANCE SURVEY
 Note: Don't Know/Refused: 1%

CATO 2017 FREE SPEECH

AND TOLERANCE SURVEY

Emily Ekins is a research fellow and director of polling at the Cato Institute. She is the author of Policing in America: Understanding Public Attitudes Toward the Police, The Libertarian Roots of the Tea Party and Public Attitudes toward Federalism: The Public's Preference for a Renewed Federalism.